

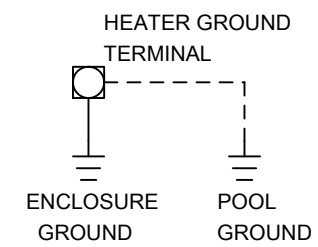
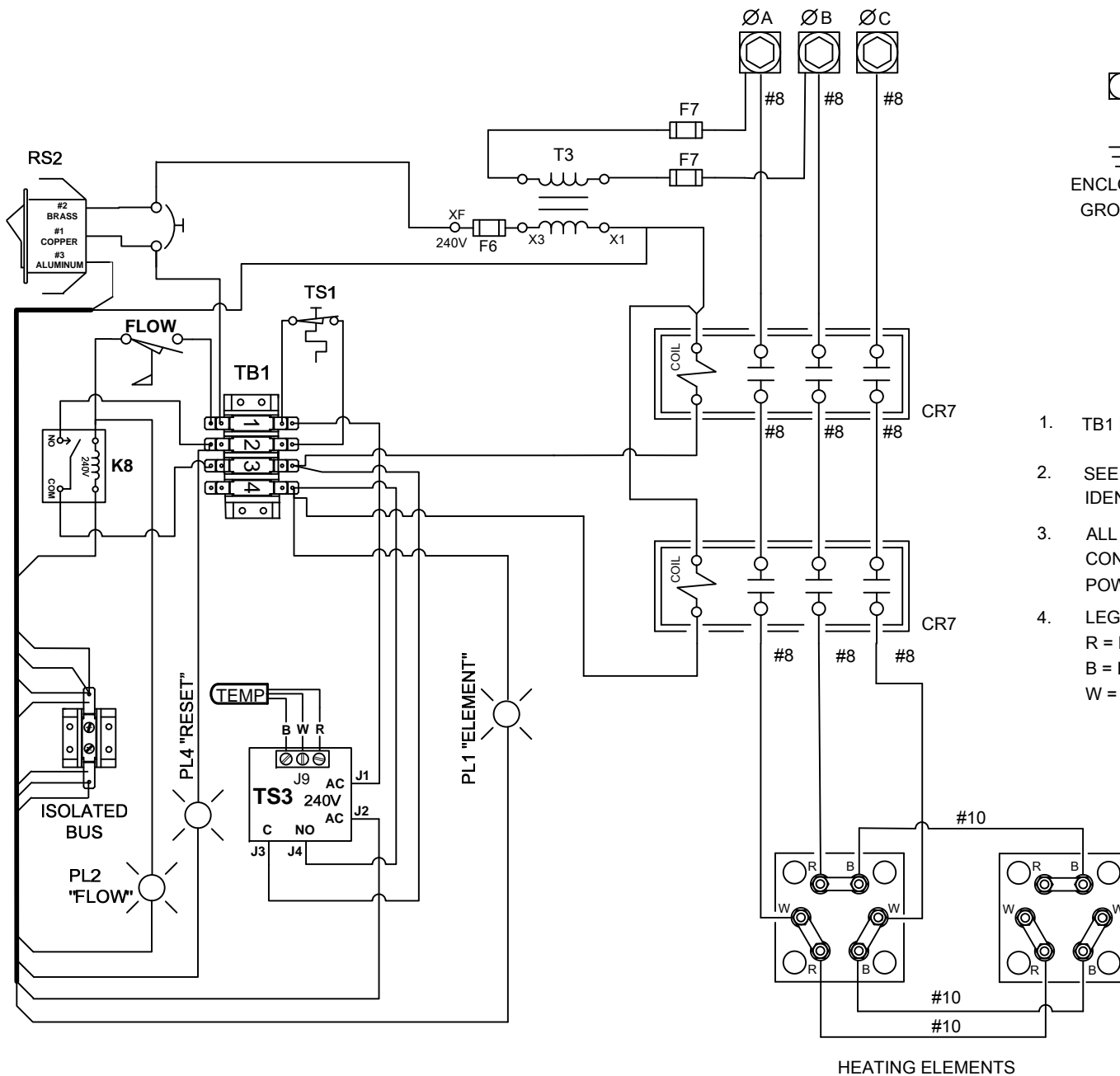
COATES HEATER COMPANY, INC.

Addendum to the Pool Heater Installation,
Operation and Maintenance Manual.

THREE PHASE, 600V MODELS
36009CE THRU 36018CE
36024CPH THRU 36030CPH
36036PHS THRU 36057PHS-4

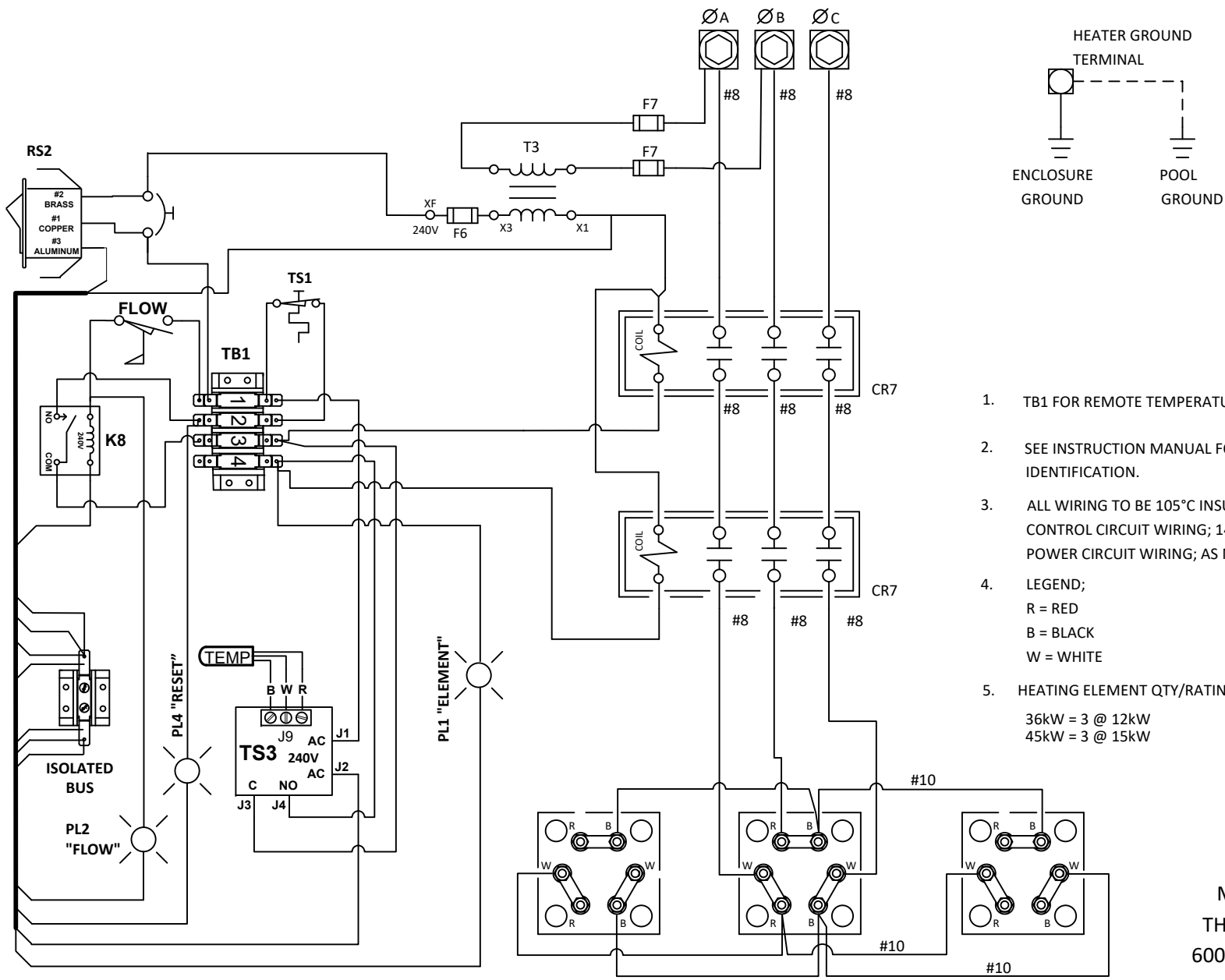
Includes Replacement Parts List.

ILLUSTRATION NUMBER	MODEL No.	THREE PHASE 600V										
	COMPONENTS	Part No.	36009CE	36012CE	36015CE	36018CE	36024CPH	36030CPH	36036PHS	36045PHS	36054PHS	36057PHS
	TOTAL kW OF HEATER		9	12	15	18	24	30	36	45	54	57
	AMPERAGE AT FULL LOAD		9	12	15	18	24	29	35	44	52	55
	ELEMENTS PER HEATER		1	2	2	2	2	2	3	3	4	4
4	FUSE, F6, 1/2A @ 600VAC FNQ-R-1/2	29016305	1	1	1	1	1	1	1	1	1	1
3	FUSE, F7, 1A @ 600VAC FNQ-R-1	29016310	2	2	2	2	2	2	2	2	2	2
18	FUSE, F3, 60A @ 600VAC JKS-60	29017004									6	6
7	XFMR, T3, 380-600/240V-50VA	22010954	1	1	1	1	1	1	1	1	1	1
17	CONTACTOR, CR7, 3P, 50A, 220V COIL	21001000	2	2	2	2	2	2	2	2	4	4
16	CONTACTOR, CR8, 4P, 50A, 220V COIL	21001300										
10	ROCKER SWITCH, RS2	23001521	1	1	1	1	1	1	1	1	1	1
11	TEMP. LIMIT SWITCH, TS1	22003820	1	1	1	1	1	1	1	1	1	1
8	TEMP. CONTROL, TS2	22002001										
8	TEMP. CONTROL, TS3	22002150	1	1	1	1	1	1	1	1	1	1
9	PILOT LIGHT, AMBER, PL1, PL2 & PL4	29034620	2	2	2	2	3	3	3	3	3	3
6	FLOW SWITCH	23000105	1	1	1	1	1	1	1	1	1	1
14	RELAY, 30AMP, 240V COIL, K8	21006010	1	1	1	1	1	1	1	1	1	1
13	HEATING ELEMENT GASKET	44000250	2	2	2	2	2	2	4	4	4	4
12	HEATING ELEMENT, 6kW @ 600V	20006606		2	1							
12	HEATING ELEMENT, 9kW @ 600V	20006609	1		1	2						
12	HEATING ELEMENT, 12kW @ 600V	20006612					2		3		2	1
12	HEATING ELEMENT, 15kW @ 600V	20006615						2		3	2	3



1. TB1 FOR REMOTE TEMPERATURE CONTROL (IF USED).
2. SEE INSTRUCTION MANUAL FOR COMPONENT IDENTIFICATION.
3. ALL WIRING TO BE 105°C INSULATED, MINIMUM. CONTROL CIRCUIT WIRING; 14 AWG. POWER CIRCUIT WIRING; AS NOTED.
4. LEGEND;
R = RED
B = BLACK
W = WHITE

MODEL CE, CPH
THREE PHASE
 CE: 600V – 9, 12, 15 & 18kW
 CPH: 600V – 24 & 30kW

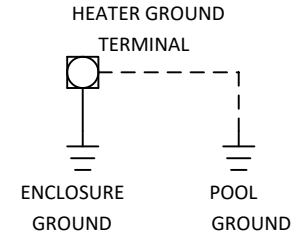
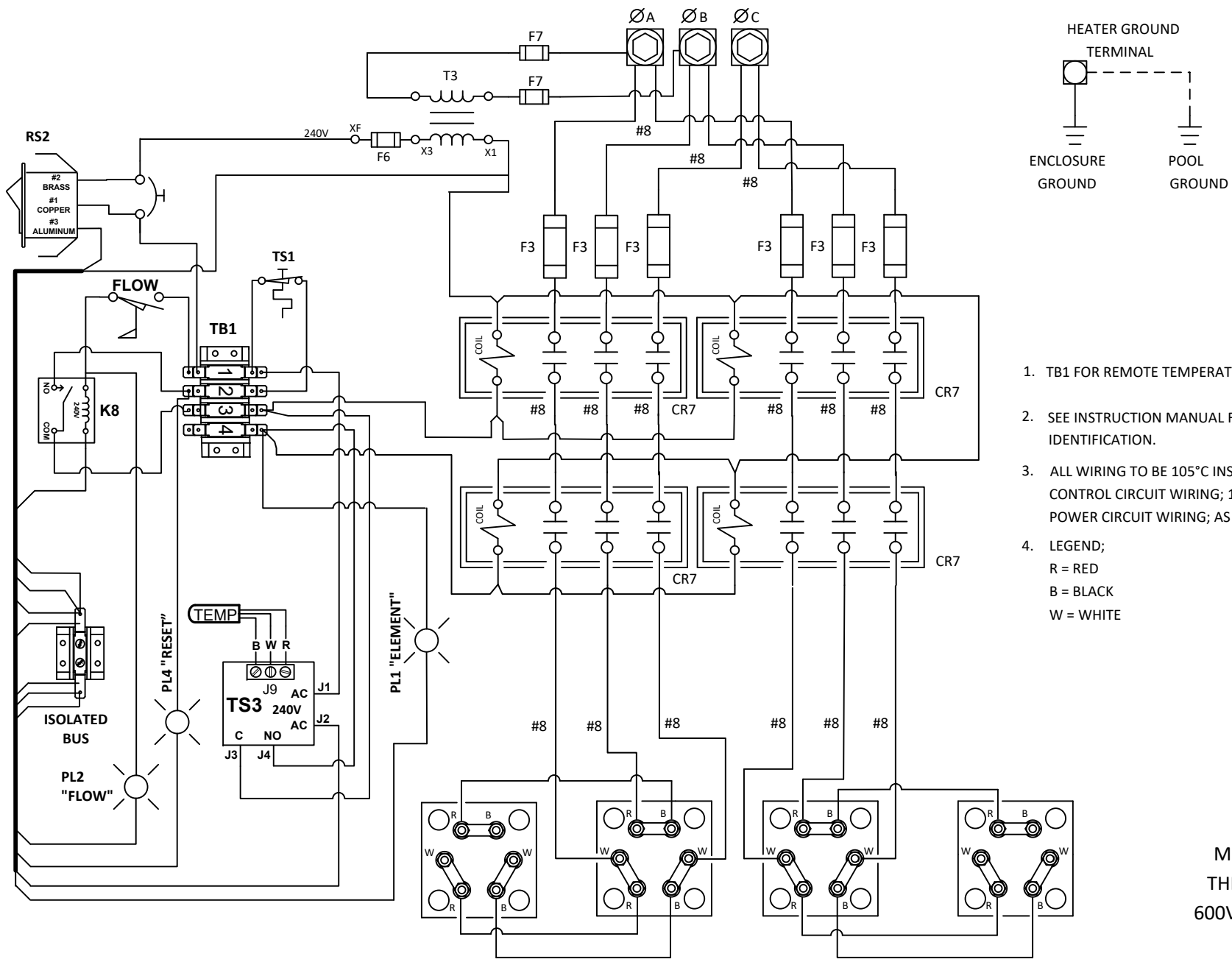


1. TB1 FOR REMOTE TEMPERATURE CONTROL (IF USED).
2. SEE INSTRUCTION MANUAL FOR COMPONENT IDENTIFICATION.
3. ALL WIRING TO BE 105°C INSULATED, MINIMUM. CONTROL CIRCUIT WIRING; 14 AWG. POWER CIRCUIT WIRING; AS NOTED.
4. LEGEND;
R = RED
B = BLACK
W = WHITE
5. HEATING ELEMENT QTY/RATING
36kW = 3 @ 12kW
45kW = 3 @ 15kW

MODEL PHS
THREE PHASE
600V – 36 & 45kW

HEATING ELEMENTS

3K3645E



1. TB1 FOR REMOTE TEMPERATURE CONTROL (IF USED).
2. SEE INSTRUCTION MANUAL FOR COMPONENT IDENTIFICATION.
3. ALL WIRING TO BE 105°C INSULATED, MINIMUM. CONTROL CIRCUIT WIRING; 14 AWG. POWER CIRCUIT WIRING; AS NOTED.
4. LEGEND;
R = RED
B = BLACK
W = WHITE

MODEL PHS
THREE PHASE
600V – 54 & 57kW

HEATING ELEMENTS